

IMMERSION PROBE TURBIDITY LIMIT TURBISWITCH CP5



SAFETY INSTRUCTIONS

- Installation, commissioning and maintenance may only be carried out by qualified personnel!
- Only connect the unit to the voltage specified in the technical data or on the type plate!
- Disconnect the unit from the power supply during installation/maintenance work!
- Only operate the unit under the conditions defined in the operating instructions!

APPLICATION

- Phase separation
- Sludge level detection
- treated water monitoring
- General turbidity limit monitoring

DESCRIPTION



Evaluation unit
TURBISWITCH GS5 (410-03),
available separately

Turbidity is caused by particles in a liquid. Designed for open vessels or channels, this TURBISWITCH CP5 immersion probe optically measures the turbidity of the medium.

For this purpose, a transmitted light measurement is used in which the transmitter and receiver are opposite each other.

The absorption of the transmitted light is detected by the TURBISWITCH GS5 evaluation unit and the freely adjustable limit value is precisely monitored.

The detectable turbidity ranges from about 50 to about 30000FAU.

BAMO INTERNATIONAL

22, Rue de la Voie des Bans · Z.I. de la gare · 95100 ARGENTEUIL

Tel +33 (0)1 30 25 83 20 Web www.bamo.eu

Fax +33 (0)1 34 10 16 05 E-mail export@bamo.fr

IMMERSION PROBE
TURBIDITY LIMIT
TURBISWITCH CP5

15-06-2024

M-425.03-EN-AH

TUR

425-03/1

TECHNICAL DATA

| | |
|---------------------------------|--|
| Immersion depth measuring probe | max. 10m (water column) |
| Protection class immersion unit | IP68 (max. 1bar) according to EN 60 529 |
| Probe body material | PVC or PP |
| Media temperature | 0...+60°C (PVC) 0...+80°C (PP) |
| Connecting cable | shielded cable 3x0,34mm ² , standard length 6m (optional up to max. 100m) TPK orange |
| Glass panes | Sapphire glass |
| Seals | EPDM (standard), others on request |
| Measuring ranges | approx. 50...30000FAU |
| Mounting | as hanging probe or with guide tube, standard length 1000mm or 1500mm (max. length 2000mm) for Fixing clamp Ø40mm or connection head PBT plastic, protection class IP65 according to EN 60 529 with G2" thread, locknut and fixing bracket |

CE mark: The appliance fulfils the legal requirements of the applicable EU directives.

CODE NUMBERS AND REFERENCES

| Code | Reference | Description |
|--------------------------|--------------------------|--|
| 425 012 | TURBISWITCH CP5 1 Z0 | CP5 PVC, EPDM, 50...30000FAU, TPK cable (6m) |
| 425 022 | TURBISWITCH CP5 1 ZK | CP5 PVC, EPDM, 50...30000FAU, TPK cable (6m) + Mounting bracket with adjusting screw connection |
| 425 032 | TURBISWITCH CP5 1 ZR1000 | CP5 PVC, EPDM, 50...30000FAU, TPK cable (6m) and probe tube 1000mm |
| 425 042 | TURBISWITCH CP5 1 ZR1500 | CP5 PVC, EPDM, 50...30000FAU, TPK cable (6m) and probe tube 1500mm |
| 425 013 | TURBISWITCH CP5 2 Z0 | CP5 PP, EPDM, 50...30000FAU, TPK cable (6m) |
| FPM/FKM seals on request | | |
| 410 103 | TURBISWITCH GS5 G | Evaluation unit TURBISWITCH GS5 100...240V AC, 50...60Hz |
| 410 104 | TURBISWITCH GS5 D | Evaluation unit TURBISWITCH GS5 10...30V DC or 12...24V AC |

Further materials and designs on request!



BAMO INTERNATIONAL

22, Rue de la Voie des Bans · Z.I. de la gare · 95100 ARGENTEUIL
 Tel +33 (0)1 30 25 83 20 Web www.bamo.eu
 Fax +33 (0)1 34 10 16 05 E-mail export@bamo.fr

IMMERSION PROBE
 TURBIDITY LIMIT
TURBISWITCH CP5

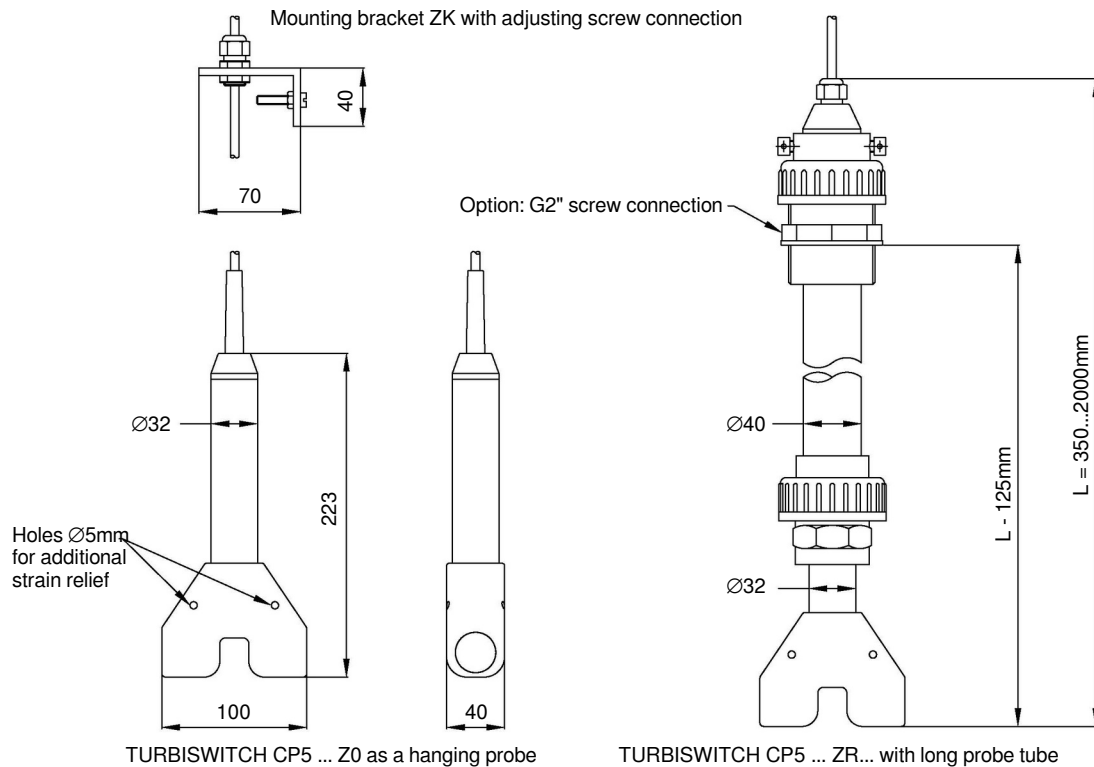
15-06-2024

M-425.03-EN-AH

TUR

425-03/2

DIMENSIONS



INSTALLATION

Installation of the immersion probe

The TURBISWITCH CP5 transducer is designed as a hanging probe or for use with an extension tube. It can be installed in sedimentation basins, open channels and manholes.

Mounting should be done in such a way that the probe can be easily removed for cleaning.

Gas bubbles can falsify the measurement results!

Cleaning intervals result from the operating conditions.

The sensor system must be cleaned in such a way that scratches on the optics are avoided!

The TURBISWITCH CP5 transducer has the following measuring ranges:


Maximum detectable turbidity in the HIGH range: Approx. 30000FAU (corresponds to approx. 100g/ltr SiO_2).

Maximum detectable turbidity in the MEDIUM range: 10% of the HIGH range

Maximum detectable turbidity in the LOW range: 1% of the HIGH range

The minimum detectable turbidity starts at approx. 100FAU

Installation of the immersion probe TURBISWITCH C5 variant ZK or Z0



The Z0 version is supplied without mounting material.

The ZK version is mounted with the supplied mounting bracket and the adjusting screw connection.

Please note: In case of strong flow or viscous media, do not overstretch the cable! In these cases, a strain relief (rope, holding rod or similar) must be attached to the two holes in the probe base.

If required, M6 threads can be cut into the holes.

BAMO INTERNATIONAL

22, Rue de la Voie des Bans · Z.I. de la gare · 95100 ARGENTEUIL

Tel +33 (0)1 30 25 83 20 Web www.bamo.eu

Fax +33 (0)1 34 10 16 05 E-mail export@bamo.fr

IMMERSION PROBE
TURBIDITY LIMIT
TURBISWITCH CP5

15-06-2024

M-425.03-EN-AH

TUR

425-03/3

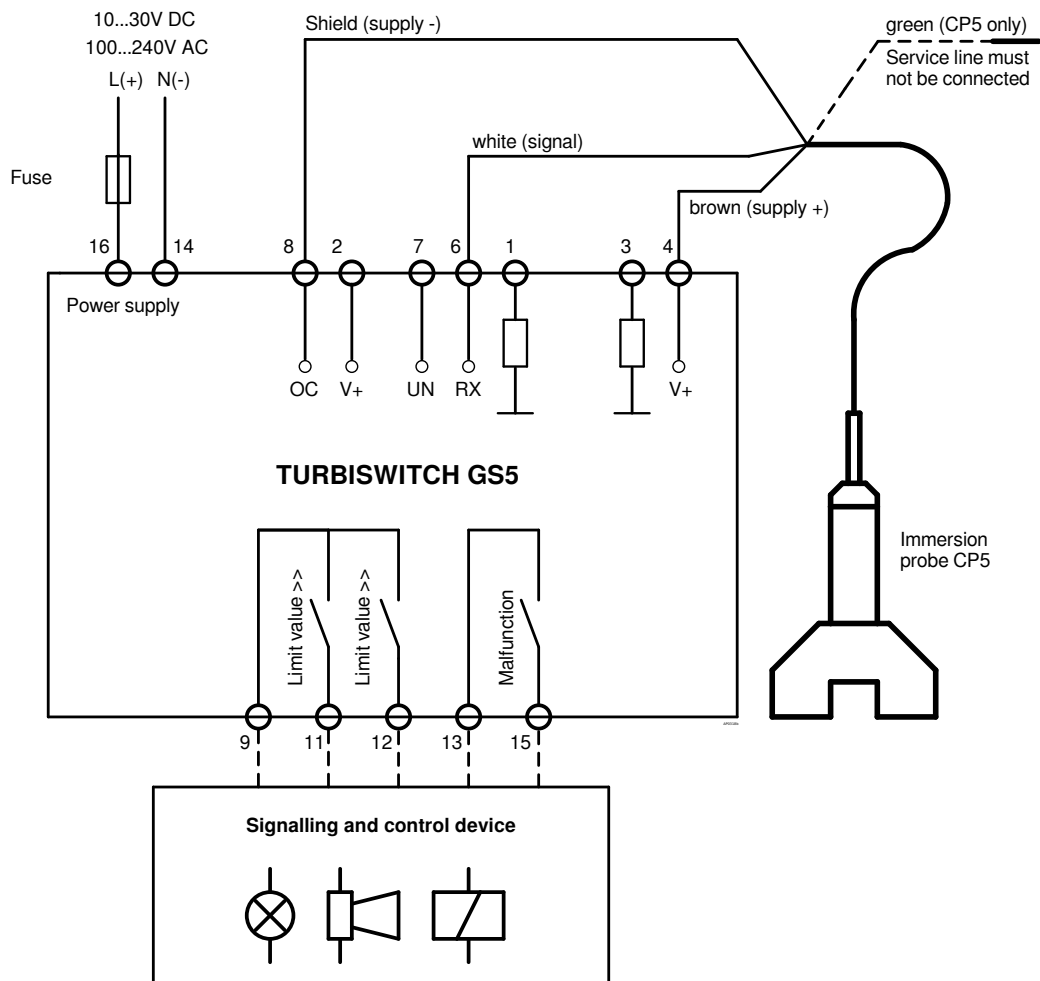
INSTALLATION (continuation)

Installation of the immersion probe TURBISWITCH CP5 ZR



For permanent installation in tanks or basins, the TURBISWITCH CP5 sensor is available with a screw-off probe tube.

ELECTRICAL CONNECTION



MAINTENANCE

When used as intended, the unit is maintenance-free.
Only the surfaces of the panes need to be cleaned gently, depending on the degree of soiling.

BAMO INTERNATIONAL

22, Rue de la Voie des Bans · Z.I. de la gare · 95100 ARGENTEUIL
Tel +33 (0)1 30 25 83 20 Web www.bamo.eu
Fax +33 (0)1 34 10 16 05 E-mail export@bamo.fr

**IMMERSION PROBE
TURBIDITY LIMIT
TURBISWITCH CP5**

15-06-2024

M-425.03-EN-AH

TUR

425-03/4